



Underground Passageway (Free Admission)

Museum Shop
Original museum products and books are available.



Cafe and Restaurant



Exhibits include easy-to-understand panels profiling the museum's activities and history, displays explaining how to view Buddhist sculptures, and displays introducing the process of crafting wooden sculptures.

Museum Hours

Exhibitions from the Permanent Collection and Feature/Thematic Exhibitions

9:30 AM–5:00 PM Last admission is 30 minutes before closing

Days with Extended Hours

- > Fridays and Saturdays (until 8:00 PM)
- > During the Nara Tōka-e, August 5th–14th (until 7:00 PM; 9:00 PM on Fridays and Saturdays)
- > Tōdaiji Mantō Kuyō-e and Kasuga Taisha Chūgen Mantōrō, August 15th; Kasuga Wakamiya On-matsuri Owatari-shiki, December 17th; Kasuga Taisha Setsubun Mantōrō, February 3rd (until 7:00 PM; 8:00 PM when events fall on a Friday or Saturday)
- > Nara Ruri-e, mid-February (until 7:00 PM; 8:00 PM Fridays and Saturdays)
- > Tōdaiji Nigatsudō Shuni-e, or Omizutori, first two weeks of March (Until 6:00 PM; 8:00 PM Fridays and Saturdays)

Holidays

Closed on Mondays and from December 28th to January 1st

- > When a Monday falls on a national holiday, the museum remains open on that day and is closed on the following Tuesday. The museum remains open during consecutive holidays and is closed the day after the holidays.
- > The museum calendar is subject to change. See the museum's website for the latest information.

Admission

Exhibitions from the Permanent Collection and Feature/Thematic Exhibitions:

	Adults	University/College Students	Free admission for high school students or those under 18; for those over the age of 70; and for people with disabilities and their caregiver.
Individual	¥700	¥350	

- > Free admission on International Museum Day, May 19th; Kansai Culture Day, designated day in November; Kasuga Wakamiya On-matsuri Owatari-shiki, December 17th; and Kasuga Taisha Setsubun Mantōrō, February 3rd.
- > **Discount for accompanying Children:** A ¥100 discount applies to adults accompanying primary or secondary school students or children under the age of 18. There is a ¥50 discount for university/college students.
- > **Late Entry Discount:** A ¥100 discount applies to adult admissions after 5:00 PM on days with extended opening hours, and a ¥50 discount applies to university/college students.

Special Exhibitions, including joint exhibitions:

The cost of admission varies by exhibition.

Access

15-minute walk from the Kintetsu Nara Station, or 5-10 minutes by Nara Kōtsu City Loop bus to the bus stop "Himuro Jinja / Kokuritsu Hakubutsukan" (in front of the museum) from JR Nara or Kintetsu Nara Station.

* No parking available at the museum. Please use parking facilities nearby.



Duration to Nara Station by Train:

Kintetsu: 45 minutes from Kyoto Station by Express Train
40 minutes from Osaka Namba Station by Rapid Express Train
JR: 44 minutes from Kyoto Station by Miyakoji Limited Express Train
50 minutes from Osaka Station by Yamatoji Limited Express Train

Nara National Museum
homepage: <https://www.narahaku.go.jp/>

50 Noboridōji-chō, Nara 630-8213 Japan
NTT Hello Dial (Information Hotline)
050-5542-8600

(Apr. 2020)



NARA NATIONAL MUSEUM

奈良国立博物館



Nara National Museum is nestled in a leafy corner of Nara Park near Tōdaiji Temple, Kōfukuji Temple, Kasuga Shrine and other ancient temples and shrines.

One can expect a great experience in a relaxing atmosphere, coming into contact with exquisite Buddhist art contextualized historically and culturally.

We hope that you enjoy your visit.

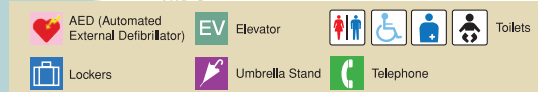
Nara Buddhist Sculpture Hall (Important Cultural Property)

The main building of the former Imperial Nara Museum (see photo shown on the front of the brochure) was completed in 1894, and it is now home to the Nara Buddhist Sculpture Hall. The hall features a great number of exceptional Buddhist statues. Experiencing them firsthand, one can trace the history of Japanese sculpture from the seventh through the fourteenth centuries.



Ritual Bronzes Gallery—The Sakamoto Collection

The Ritual Bronzes Gallery features exceptional examples of ancient Chinese bronze vessels dating from the Shang (Yin) dynasty to the Han dynasty, which were donated by Mr. Goro Sakamoto (1923–2016).



Museum Map



Hassōan (Eight Window Hermitage) Teahouse

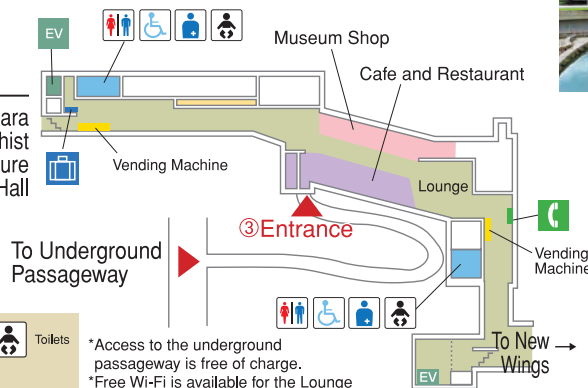
Unfortunately, the teahouse and garden are not usually open to the public. One can, however, view them from the West Wing study room and rest area.



West Wing

The West Wing serves as a venue for the Permanent Collection exhibition "Masterpieces of Buddhist Art" (encompassing paintings, calligraphy, decorative arts, and archaeological artifacts) and is also a venue for special exhibitions and other various displays.

*The West Wing is closed on occasion, for instance during the installation of exhibitions.



*Access to the underground passageway is free of charge.
*Free Wi-Fi is available for the Lounge located in the Underground Passageway.



Buddhist Art Library (Important Cultural Property)

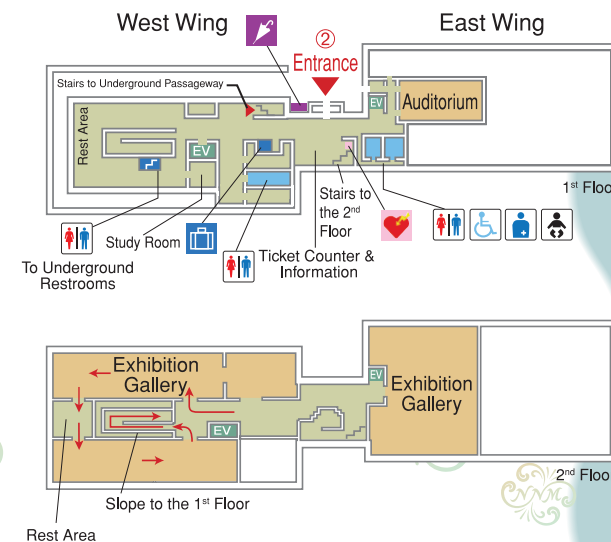
The Buddhist Art Library houses references related to Buddhist art. This facility is open to the public on Wednesdays and Fridays from 9:30 AM to 4:30 PM, though it is closed on holidays. The Sekino Hall is located centrally in the building, and it is used as a venue for various events.



East Wing

The East Wing serves as a venue for special exhibitions and feature exhibitions.

*The East Wing is closed on occasion, for instance during the installation of exhibitions.



* Arrows → indicate a recommended route for viewing exhibitions.
* Arrangement of galleries is subject to change.